

SINGLE ROW VERTICAL SMT SOCKET



2166 SERIES. 2.00 mm. (0.079") pitch. Top and bottom entry.

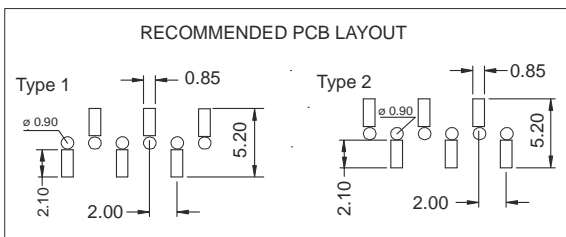
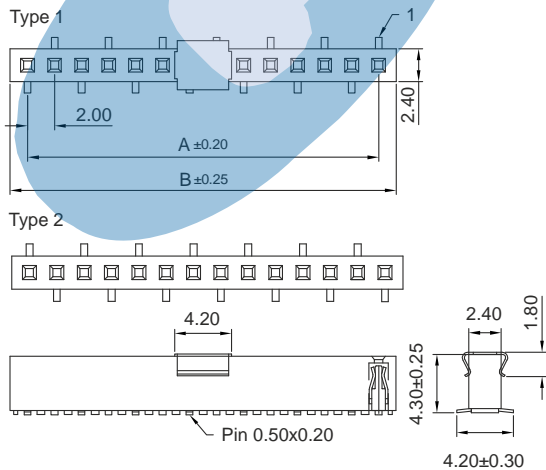
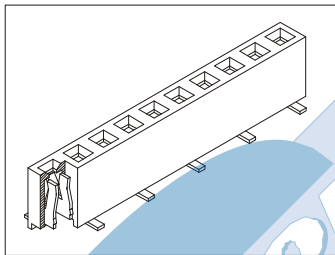
General Features

- Available in 2 through 40 circuits
- Mates with pin header 2.00 mm. pitch, 2015, 2016, 2017, 2150, 2152, 2036 and 2058 series
- Accepts 0.50 mm. square pin
- Dual beam contact with different plating
- 4.30 mm height

Materials

- Insulator: Polyester nylon 6T UL 94 V-0
- Contact: phosphor bronze
- Operating temperature: -40°C to +105°C
- RoHS compliant

Dimension Information



Electrical Features

- Voltage rating: < 125V
- Current rating: < 2 A
- Contact resistance: < 20 mΩ
- Dielectric withstanding voltage: 500 V AC/minute
- Insulation resistance: > 1000 MΩ
- Capacitance: < 2pF at 1 KHz.

Mechanical Features

- Insertion force receptacle/plug: < 0,30 Kgf/pin
- Unmating force receptacle/plug: > 0,02 Kgf/pin
- Contact retention force to housing: > 0,300Kgf/pin
- Durability: 50 cycles

Ordering Information:

2166	-	T	-	XX	-	S		C		E
1		2		3		4		5		6

1. Connector Series

2. (T) Contact Plating

- T = 2. Tin plated
- T = 3. Gold flash over nickel
Recommended Finish
- T = 5. 15μ" gold over nickel
- T = 6. 30μ" gold over nickel
- T = 13. Sel. gold flash over nickel overall
- T = 15. 15μ" sel. gold over nickel overall
- T = 16. 30μ" sel. gold over nickel overall

3. (XX) Number of circuits

- Available in 2 through 40 circuits

4. (S) Contacts Configuration

- S = 1. Type 1
- S = 2. Type 2

5. (E) Packing Options

- E = 1. Tube + Film
- E = 2. Reel + Film
- E = 5. Tube + Metallic Pad
- E = 6. Reel + Metallic Pad

Dimensions: (In mm.)

A = 2.00 x (XX*-1)

B = 2.00 x (XX*+0.60)

* XX (Number of circuits)