

1.58mm(.062") MINI POWER CONNECTOR

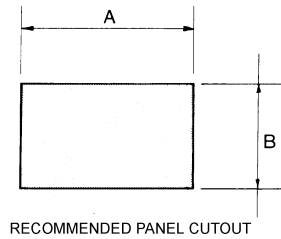


6730 SERIES. For Panel and Free Hanging Mounting.

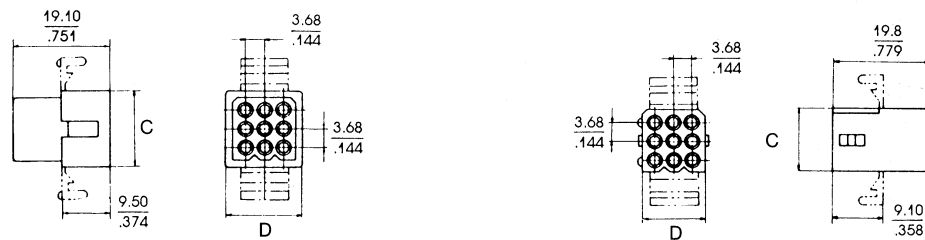
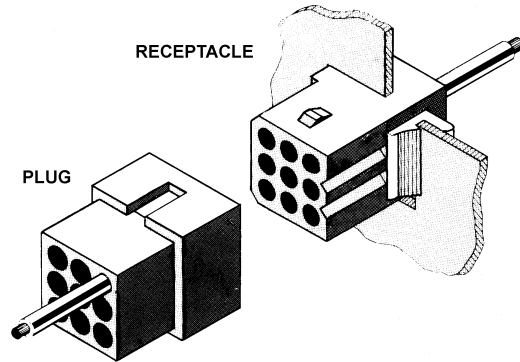
Features

- Available in 1, 2, 3, 4, 5, 6, 9, 12 and 15 circuits
- Positive friction lock
- Integrally moulded mounting ears available
- Material: Nylon 6/6 UL94 V-2, Colour: Natural
- Accepts 6731, 6732, 6723 and 6734 series crimp terminal
- For free hanging or panel mounted
- 3.68mm(.145") spacing in grid pattern

Dimensional Information



Ordering and Dimensional Information



RECEPTACLE

Number Of Circuits	Model	Current Rating Amps.	Voltage	Part Number		Dimensions			
				With ears	Without ears	A	B	C	D
1	A	5	250	-	6730 - 1012	-	-	-	-
2	A	5	250	6730 - 1021	6730 - 1022	12.83	6.73	8.60	4.90
3	A	5	250	6730 - 1031	6730 - 1032	16.51	6.73	12.30	4.90
4	A	4	250	6730 - 1041	6730 - 1042	20.00	6.60	16.00	4.90
4*	A	4	250	6730 - 1043	6730 - 1044	12.80	10.20	8.60	8.60
5	A	3	250	6730 - 1051	6730 - 1052	24.00	6.73	19.70	4.90
6	A	3	250	6730 - 1061	6730 - 1062	14.00	12.83	8.70	12.50
9	A	3	250	6730 - 1091	6730 - 1092	16.50	14.02	12.40	12.50
12	A	3	250	6730 - 1121	6730 - 1122	20.19	14.30	16.10	12.42
15	A	3	250	6730 - 1151	6730 - 1152	23.62	14.45	19.50	12.06

PLUG

Number Of Circuits	Model	Current Rating Amps.	Voltage	Part Number		Dimensions			
				With ears	Without ears	A	B	C	D
1	A	5	250	-	6730 - 2012	-	-	-	-
2	A	5	250	6730 - 2021	6730 - 2022	15.50	8.08	11.20	7.65
3	A	5	250	6730 - 2031	6730 - 2032	19.10	8.08	15.00	7.65
4	A	4	250	6730 - 2041	6730 - 2042	22.00	7.93	18.50	7.50
4*	A	4	250	6730 - 2043	6730 - 2044	15.60	11.80	11.20	11.20
5	A	3	250	6730 - 2051	6730 - 2052	26.50	8.08	22.60	7.90
6	A	3	250	6730 - 2061	6730 - 2062	15.60	15.50	11.40	15.20
9	A	3	250	6730 - 2091	6730 - 2092	19.10	15.50	15.00	15.00
12	A	3	250	6730 - 2121	6730 - 2122	22.94	15.60	18.80	15.00
15	A	3	250	6730 - 2151	6730 - 2152	26.21	15.75	22.10	15.00

* Square distribution circuits